

CCO Certification Cards FACT SHEET

① Color Photo:

Look for photo embedded in laminated card.

② Certification Number:

The CCO Certification Number should be 8–10 digits.

③ Certification Designations:

This area specifies which categories the individual is certified in.

④ Issued and Expiration Dates:

These dates tell you if the certification card is valid.

⑤ NCCCO Logo:

Look for the ghosted logo in the background.

⑥ Certification Code:

On the back of the card is detailed information about each certification designation.

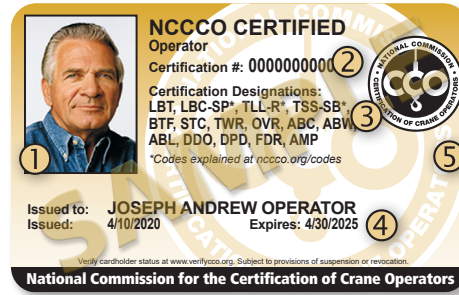
⑦ Verification:

If you have questions regarding the status of a candidate, please verify using the Verify CCO Online (VCO) system at www.verifycco.org.

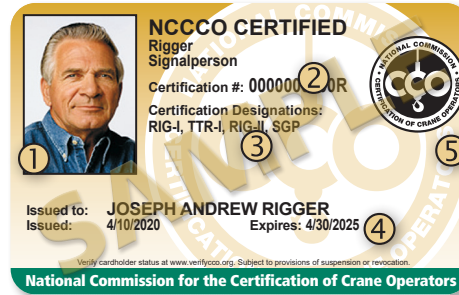
IMPORTANT

- Verify certification is current and in the appropriate categories.
- Check card for irregularities.
- Card holders must meet the physical requirements and comply with NCCCO substance abuse policy.
- Use the Verify CCO Online (VCO) system at www.verifycco.org to instantly check the credentials of CCO card holders via the Internet.
- Never accept a photocopy of a CCO card or a VCO printout as proof of certification; verify using the VCO system.
- Contact NCCCO if you have questions!

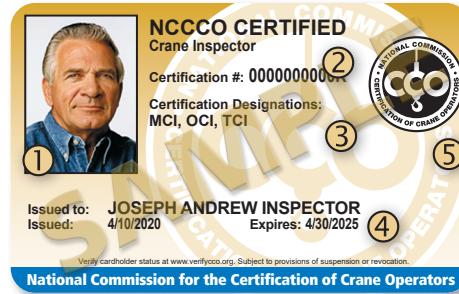
Operator certification cards look similar to the card shown below:



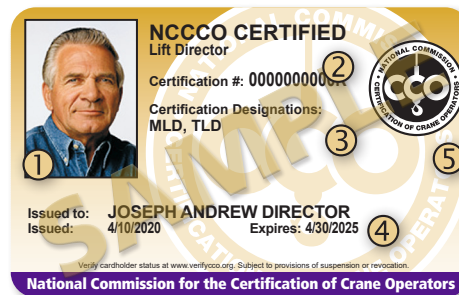
Rigger & Signalperson certification cards look similar to the card shown below:



Crane Inspector certification cards look similar to the card shown below:



Lift Director certification cards look similar to the card shown below:



Note: Certification cards issued before **April 2020** may differ slightly in appearance and content.



National Commission for the Certification of Crane Operators
 2750 Prosperity Ave., Suite 505
 Fairfax, VA 22031
 Tel: 703-560-2391
info@nccco.org
www.nccco.org